

BACKGROUND

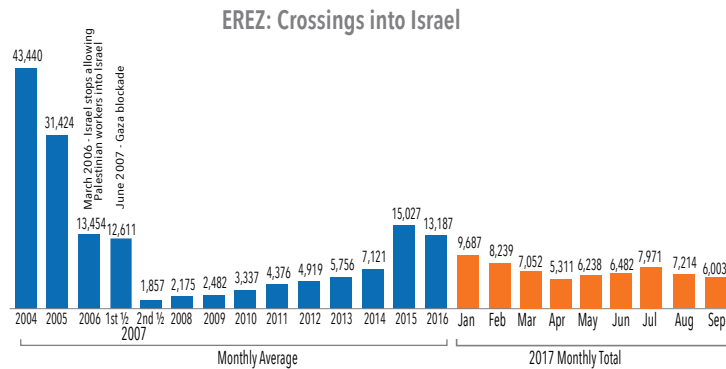
Longstanding restrictions on the movement of people and goods to and from Gaza have undermined the living conditions of approximately two million Palestinians in that area. Many of the current restrictions, originally imposed by Israel in the early 1990s, were intensified after June 2007, following the Hamas takeover of Gaza and the imposition of a blockade. These restrictions continue to reduce access to livelihoods, essential services and housing, disrupt family life, and undermine people's hopes for a secure and prosperous future. The situation has been compounded by the restrictions imposed since June 2013 by the Egyptian authorities at Rafah Crossing, which had become the main crossing point used by Palestinian passengers in the Gaza Strip, given the restrictions on the Israeli-controlled crossings.



MOVEMENT AND ACCESS OF PEOPLE*

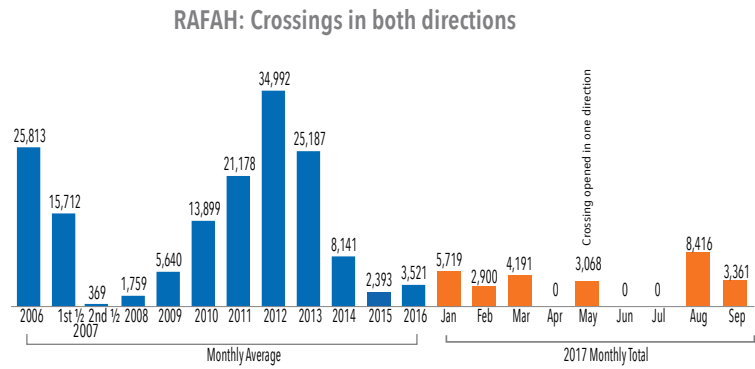
EREZ CROSSING

- Opened on 24 days (closed on five Saturdays and one Friday).
- The volume of crossings during September was 17% below the monthly average since the beginning of 2017 and less than half the 2016 monthly average.
- 55% of the 1,858 applications for exit permits by patients referred for medical treatment outside Gaza were approved by Israel; the vast majority of the rest were not answered on time, forcing patients to reschedule their medical appointment and re-start the application process, without guarantee of success (WHO).
- Since 1 August, the Israeli authorities are preventing travelers exiting Gaza through the Erez Crossing from carrying electronic devices other than cellular phones.
- Erez Crossing was open during daytime hours from Sunday to Thursday for all permit holders (primarily medical cases, merchants, foreign nationals and aid workers), and on Fridays for exceptional humanitarian cases and foreign nationals.



RAFAH CROSSING

- Exceptionally opened for five days in one direction, allowing 3,361 pilgrims to return to Gaza from Mecca.
- The monthly average of crossings since the beginning of 2017 was 13% below the monthly average in 2016.
- Since the beginning of 2017, the crossing opened on 28 out of 273 days.
- At least 20,000 people with urgent needs are pre-registered and waiting to cross into Egypt, according to the local authorities in Gaza.
- Prior to the closure of the crossing in 2014, a monthly average of 4,000 people crossed Rafah for health-related reasons (WHO).

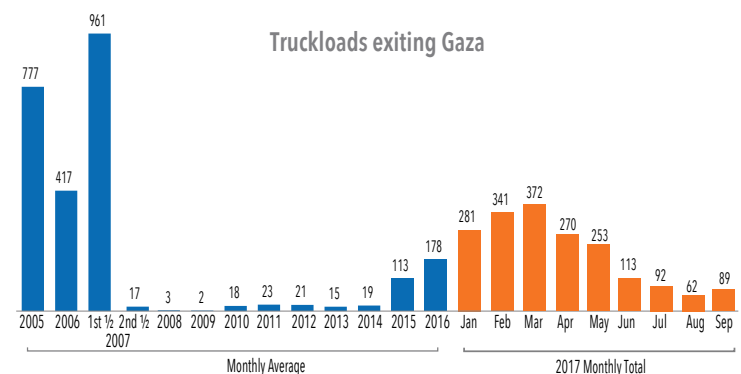


* The figures reflect number of times people crossed, but not the actual number of people crossing.

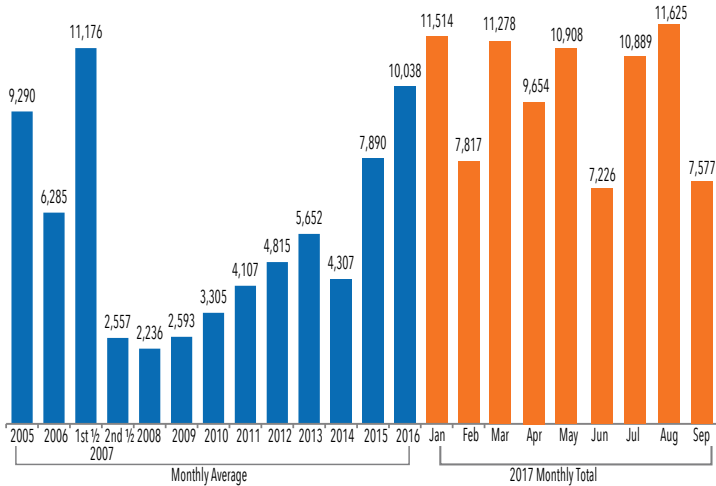
MOVEMENT OF GOODS FROM AND INTO GAZA

EXIT OF GOODS

- Exit of goods via the Kerem Shalom Crossing took place on 16 days.
- The volume of truckloads that exited Gaza since the beginning of 2017 is 28% above the figure for the same period in 2016, but on a monthly average this represents an 83% decline compared with the first half of 2007, before the imposition of the blockade.
- Goods exited to the following destinations:
 - To the West Bank: 51 truckloads of agricultural products, 8 of clothing, 7 of non-edible consumables and 2 of furniture;
 - To Israel: 21 truckloads of agricultural products, scrap aluminum and garments.
- Kerem Shalom Crossing is currently the only regular commercial route for exiting goods between Gaza and the external world.



Truckloads entering Gaza**

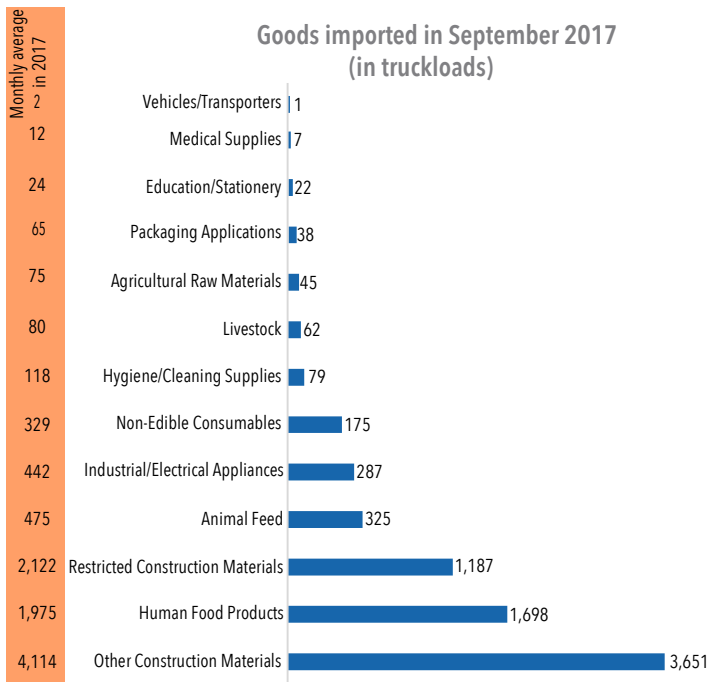


ENTRY OF GOODS

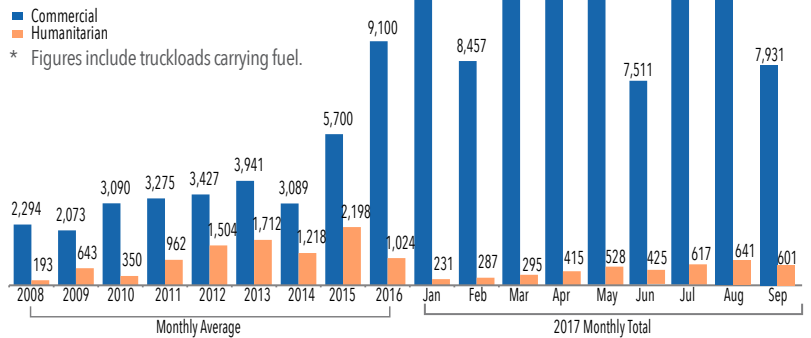
- Kerem Shalom crossing operated for the entry of goods on 17 days.*
- The volume of goods that entered this month was 25% below the monthly average recorded since the beginning of 2017.
- Rafah crossing exceptionally opened, allowing 111 truckloads of goods to enter Gaza.
- 7% of the imported truckloads were designated for humanitarian aid agencies.
- 4,838 truckloads carried construction materials, constituting the largest category of imports (57%).
- 25% of construction material truckloads contained items defined by Israel as having 'dual use', approved via the Gaza Reconstruction Mechanism (GRM).
- Karni, Sufa and Nahal Oz crossings with Israel remained closed.

* Closed on five Saturdays, five Fridays, two Jewish holidays and one Muslim holiday.
 ** Figures exclude truckloads carrying fuel.


Goods imported in September 2017 (in truckloads)



Humanitarian vs. commercial imports (in truckloads)*



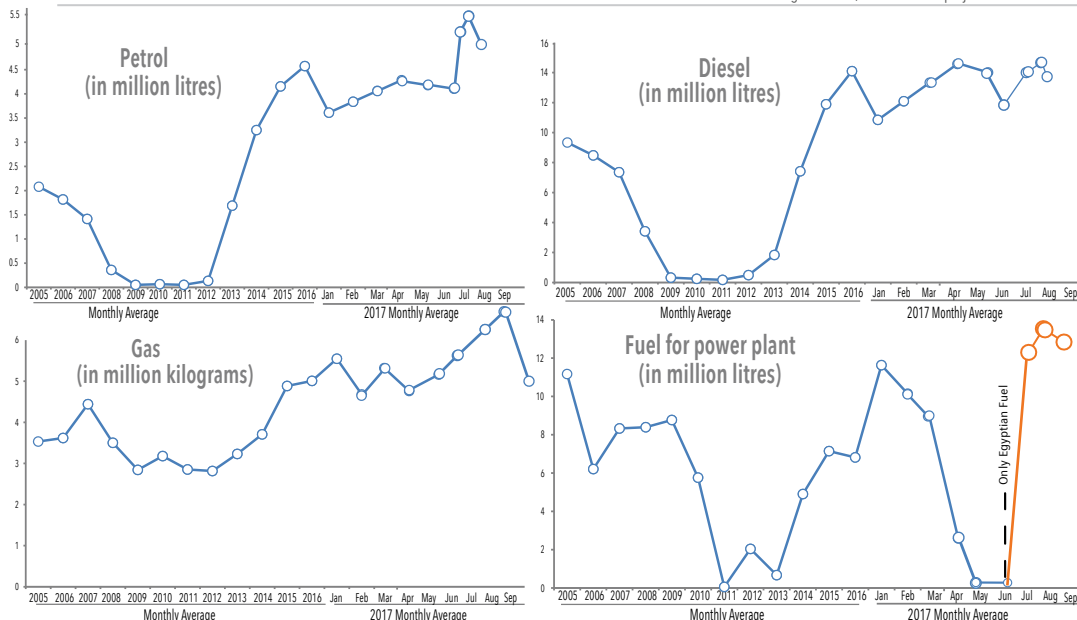
Entry of restricted basic construction materials in September per sector (in truckloads)*



* Primarily includes cement and steel bars; aggregates were removed from the "dual use" list in 2015.

** The Gaza Reconstruction Mechanism (GRM) is a temporary agreement between the Government of Palestine, the Government of Israel and the United Nations, reached in September 2014, to allow the entry of items defined by Israel as having a "dual" civilian/military use. These include building materials for repairs and reconstruction of private housing and infrastructure damaged or destroyed during hostilities, as well as new projects not related to hostilities.

FUEL IMPORTS INTO GAZA



FUEL IMPORTS

Kerem Shalom opened on 18 days for the import of fuel, allowing the entry of:

- 16 million litres of petrol and diesel, including 1.3 million litres for aid organizations; and
- 4,984 tons of cooking gas, which represents about 66% of the estimated needs of about 7,500 tons, according to the Gas Station Owners' Association.

Rafah Crossing opened for 23 days during September for the entry of fuel, including:

- 13.6 million litres of diesel for the Gaza Power Plant; and
- 2.5 million litres of petrol.