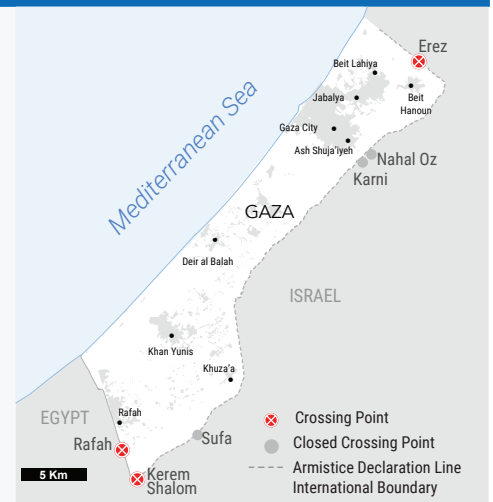


BACKGROUND

Longstanding restrictions on the movement of people and goods to and from the Gaza Strip have undermined the living conditions of about two million Palestinians. Many of the restrictions, originally imposed by Israel in the early 1990s, were intensified after June 2007, following the Hamas takeover of Gaza and the imposition of a blockade. These restrictions limit access to livelihoods, essential services and housing, disrupt family life, and undermine people's hopes for a secure and prosperous future.



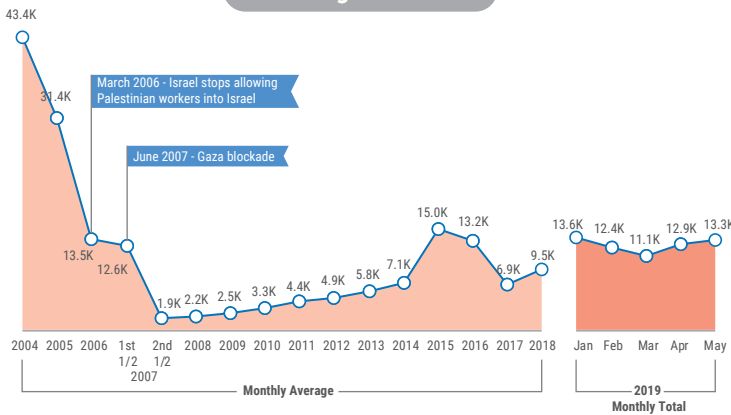
Interactive versions of the following charts are available at www.ochaopt.org/gaza-crossings/

MOVEMENT AND ACCESS OF PEOPLE*

EREZ CROSSING

- Opened on 26 days during daytime: from Sunday to Thursday, for the exit of permit holders of all groups (primarily merchants, patients and companions, foreign nationals and aid workers); and on Fridays, only for urgent cases and for foreign nationals.
- The number of exits in May (13,327) was 7 per cent higher than the monthly average between January and April 2019 (12,486).
- Most exits (8,517) were of merchants, 16 per cent more than the monthly average between January and April 2019 (7,370).
- The number of exits of patients and their companions (2,939) was 2 per cent higher than the monthly average between January and April 2019 (2,882).
- Israel approved 61 per cent of the 2206 applications submitted for patient exit permits, and the rest were either rejected or not answered by the time of the medical appointments (WHO).

Crossings into Israel

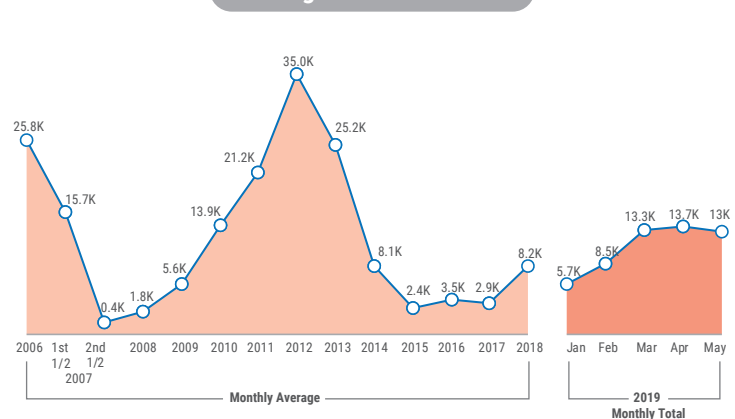


* The figures reflect number of times people crossed, but not the actual number of people crossing.

RAFAH CROSSING

- Opened in both directions during daytime on 14 days, and in one direction on 7 days. Since July 2018, it has been operating five days a week (from Sunday to Thursday).
- A total of 12,988 crossings (7,517 entries and 5,471 exits) were recorded in May, 26 per cent more than the monthly average between January and April 2019 (10,315). Pilgrims accounted for 4,981 of the crossings in May.
- Since the beginning of 2019, the Rafah Crossing opened on 102 days during daytime, compared with 37 and 16 days respectively during the same periods in 2018 and 2017.
- Despite the almost continuous operation of the crossing since July 2018, the exit of people has been delayed or impeded for a range of reasons, including unclear criteria regarding the selection of those allowed to cross every day.

Crossings in both directions

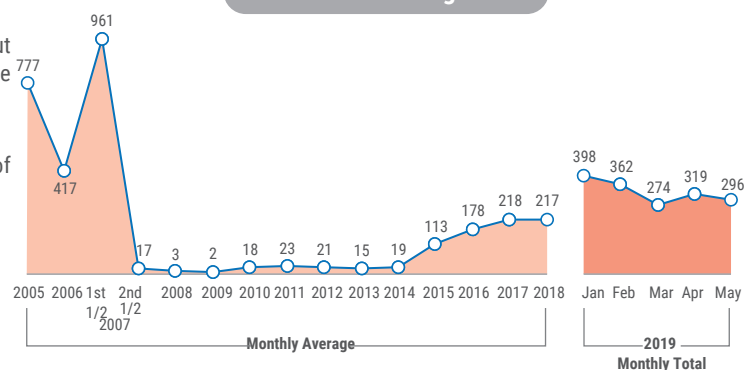


MOVEMENT OF GOODS FROM AND INTO GAZA

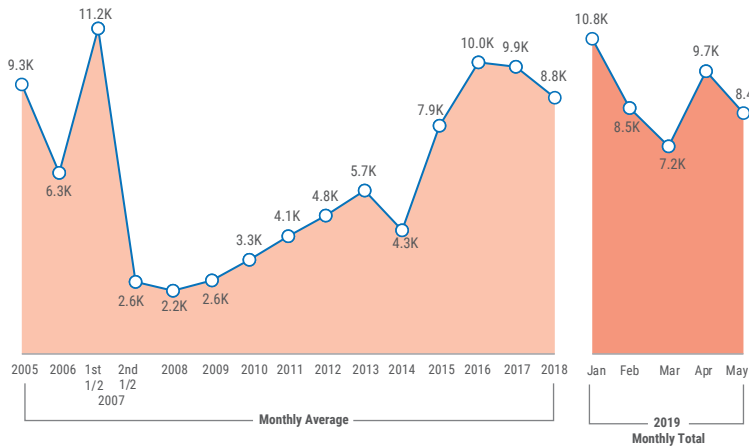
EXIT OF GOODS

- Authorized goods exited the Kerem Shalom Crossing on 15 days.
- A total of 296 truckloads exited, which is 38 per cent more than in May 2018 but 69 per cent less than the monthly average in the first half of 2007, before the imposition of the blockade.
- Goods exited to:
 - West Bank: 199 truckloads of agricultural produce; 9 of fish; 5 of clothing; 2 of non-edible consumables and 1 of furniture
 - Israel: 54 truckloads of agricultural produce, scrap metal and garments
 - International markets: 26 truckloads of agricultural produce
- Kerem Shalom is the only crossing allowing for a regular exit of goods.

Truckloads exiting Gaza



Truckloads entering Gaza*

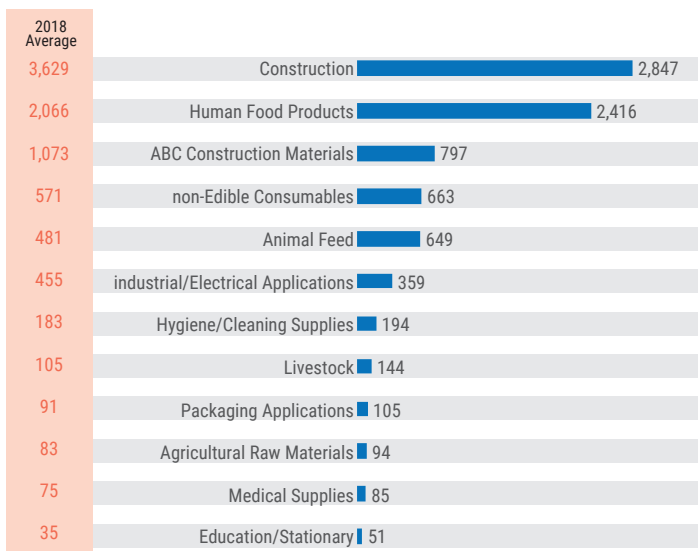


ENTRY OF GOODS

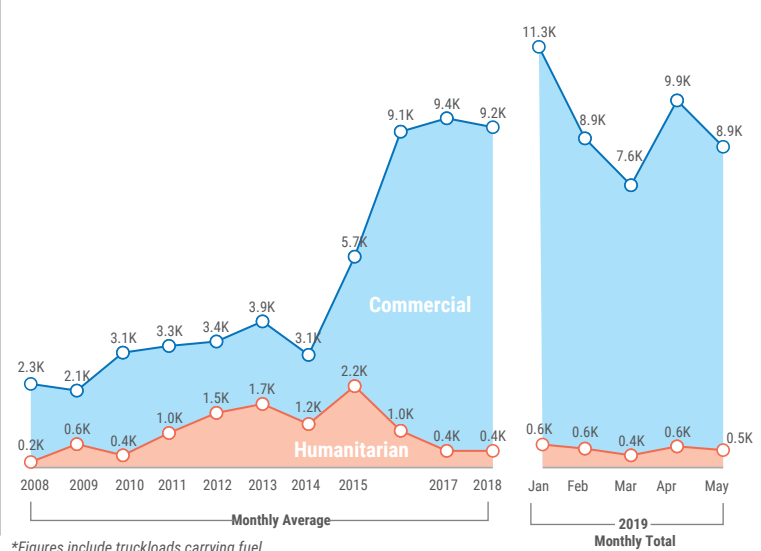
- The Kerem Shalom Crossing operated on 17 days (from Sunday to Thursday) and closed by Israel on 3 days following escalation of hostilities and for two days on Israeli national days, allowing the entry of 8,046 truckloads of goods, 5 per cent less than the monthly average between January and April 2019 (8,482).
- Some 5 per cent of the goods were for humanitarian agencies.
- An additional 358 truckloads of goods entered from Egypt through the Salah ad Din 37 per cent less than the monthly average between January and April 2019 (571).
- A total of 3,644 truckloads coming in through Kerem Shalom carried construction materials. While this constituted the largest category of imports (43 per cent), it was 27 per cent less than the monthly average for such goods between January and April 2019.
- Karni, Sufa and Nahal Oz crossings with Israel remained closed.

* Figures exclude truckloads carrying fuel.

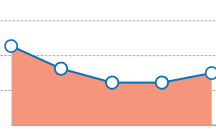
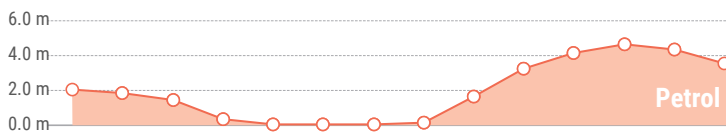
Goods imported in April 2019 (in truckloads)



Humanitarian vs. commercial imports (in truckloads)*



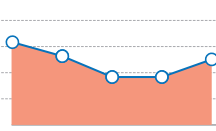
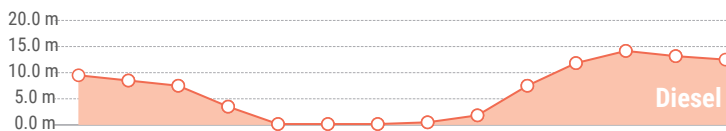
* Figures include truckloads carrying fuel.



FUEL IMPORTS

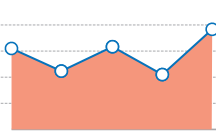
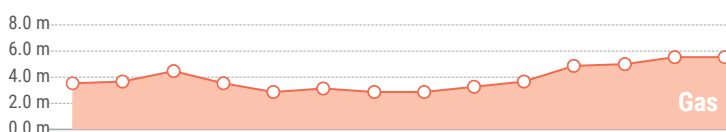
Kerem Shalom operated on 24 days for the import of fuel, exceptionally opening on all five Fridays for the entry of fuel for the Gaza Power Plant. In total, it allowed the entry of:

- 5.5 million litres of diesel
- 1.5 million litres of petrol
- 1.710 tons of cooking gas
- 12 million litres of Qatari-funded fuel for the Gaza Power Plant



Salah ad Din Gate operated on 12 days for the entry of fuel, allowing the entry of:

- 7 million litres of diesel
- 1.5 million litres of petrol
- 5,999 tons of cooking gas



The volume of petrol and diesel that entered in May was 5 per cent higher than the monthly average between January and April 2019.

