

BACKGROUND

Longstanding restrictions on the movement of people and goods to and from Gaza have undermined the living conditions of about two million Palestinians in that area. Many of the restrictions, originally imposed by Israel in the early 1990s, were intensified after June 2007, following the Hamas takeover of Gaza and the imposition of a blockade. These restrictions continue to reduce access to livelihoods, essential services and housing, disrupt family life, and undermine people's hopes for a secure and prosperous future. Between June 2013 and May 2018, restrictions imposed at Rafah Crossing with Egypt further compounded the situation.

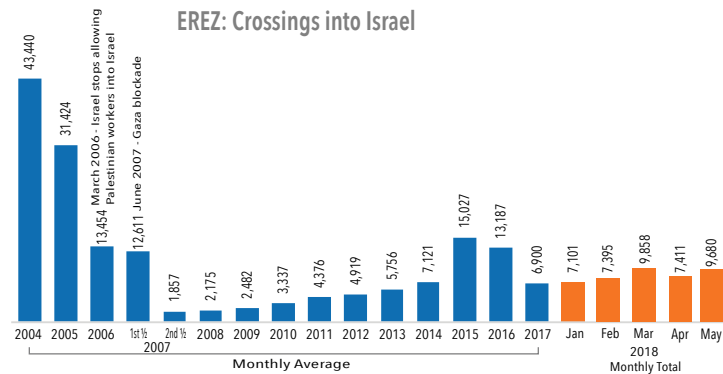


Interactive versions of the following charts are available at www.ochaopt.org/gaza-crossings/

MOVEMENT AND ACCESS OF PEOPLE*

EREZ CROSSING

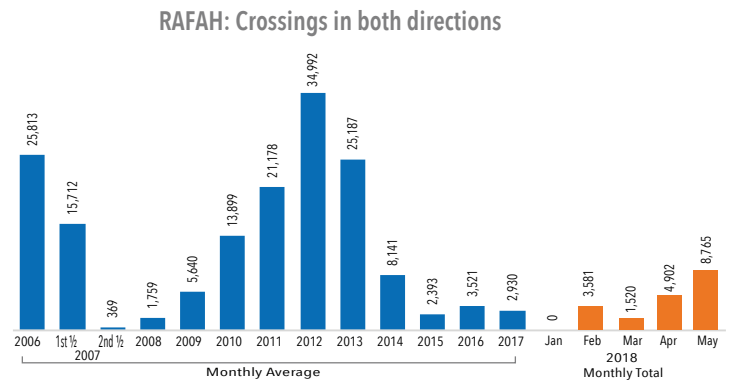
- Opened on 27 days (closed on four Saturdays) during daytime hours, from Sunday to Thursday for all permit holders (primarily medical cases, merchants, foreign nationals and aid workers), and, on four Fridays, for exceptional humanitarian cases and foreign nationals.
- The volume of crossings into Israel during May was 22% above the monthly average in the first four months of 2018, but 23% below the monthly average in the first half of 2007, before the imposition of the blockade.
- Exits for trading and commercial purposes (4,353), which accounted for the largest number of crossings, increased by 33% compared with the monthly average of such exits in the first four months of 2018 (3,281).
- The exit of patients and their companions (2,528) increased by 21% compared with the previous four months.



* The figures reflect number of times people crossed, but not the actual number of people crossing.

RAFAH CROSSING

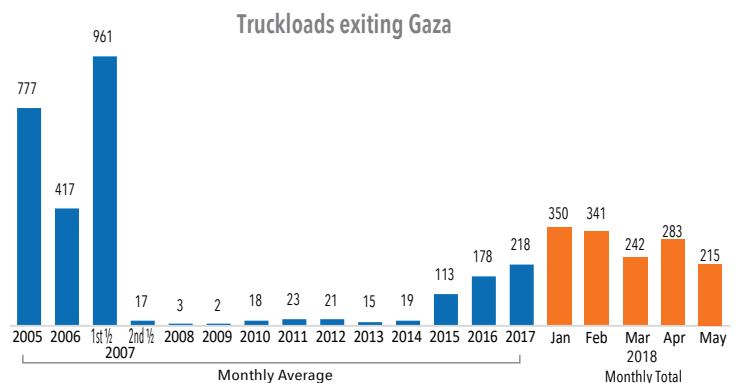
- The Rafah crossing has been continuously open in both directions since 12 May. This is the longest continuous opening of Rafah crossing since 2014.
- A total of 8,765 crossings were recorded (1,244 entries and 7,521 exits), this is the largest figure recorded since 2014.
- Since the beginning of 2018, Rafah crossing has been open for 37 days during working hours.
- The exit of pre-registered people, including humanitarian cases, has been prioritized.
- Prior to the closure of Rafah in 2014, a monthly average of 4,000 people crossed for health-related reasons (WHO).

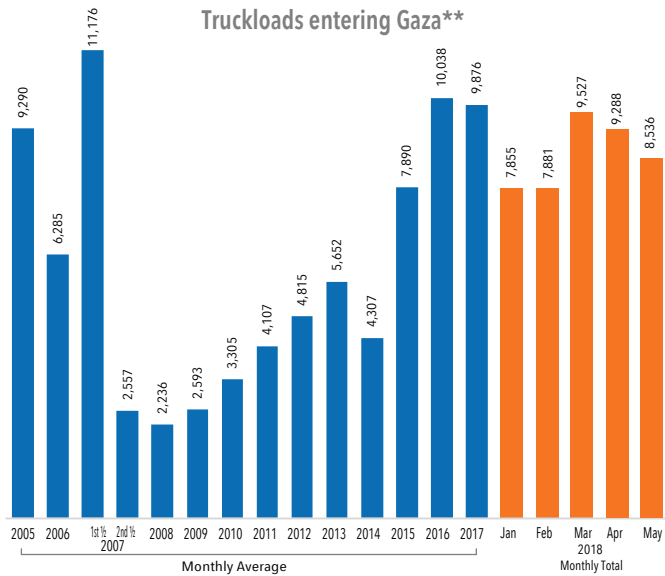


MOVEMENT OF GOODS FROM AND INTO GAZA

EXIT OF GOODS

- The exit of authorized goods via the Kerem Shalom Crossing took place on 18 days.
- The volume of truckloads that exited Gaza during the month, represented a decline of 15% compared with May 2017, and was 78% below the monthly average in the first half of 2007, before the imposition of the blockade. Works at Kerem Shalom Crossing were disrupted for a week due to damages sustained during demonstrations at the Palestinian side.
- Goods exited to the following destinations:
 - West Bank: 110 truckloads of agricultural produce, 11 of fish, 8 of clothing and 5 of non-edible consumables;
 - Israel: 70 truckloads of agricultural produce, scrap metal and garments; and
 - International markets: 11 truckloads of agricultural produce.
- Kerem Shalom Crossing is currently the only regular commercial route for the exit of goods from Gaza.





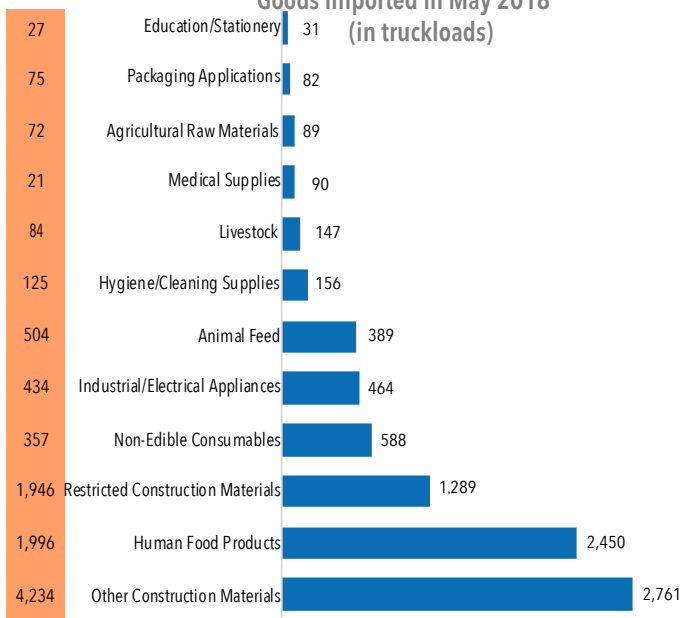
ENTRY OF GOODS

- Kerem Shalom crossing operated for the entry of goods on 21 days.
- 603 truckloads of goods and fuel were allowed from Egypt into Gaza via the Salah ad Din gate. No goods or fuel went in through Rafah.
- The volume of goods imported in May is nearly the same as the monthly average since the beginning of 2018, but 14% below the monthly average recorded in 2017.
- 8% of the imported truckloads were destined for humanitarian aid agencies.
- 4,050 truckloads carried construction materials, constituting the largest category of imports (44%).
- 24% of the imported construction materials contained items (cement, steel bars) defined by Israel as having a 'dual use' were allowed to enter via the Gaza Reconstruction Mechanism (GRM).
- The volume of construction materials imported in May was 34% below the monthly average in 2017.
- Karni, Sufa and Nahal Oz crossings with Israel remain closed.

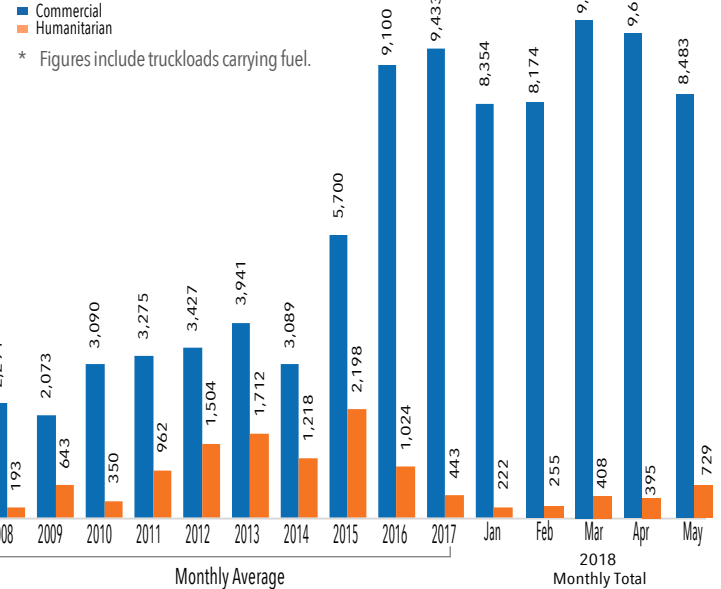
* Closed on four Saturdays, four Fridays and three days due to damages in the crossing.

** Figures exclude truckloads carrying fuel.

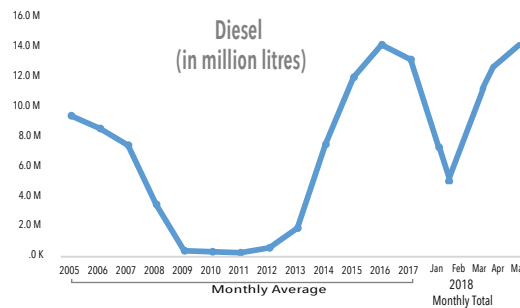
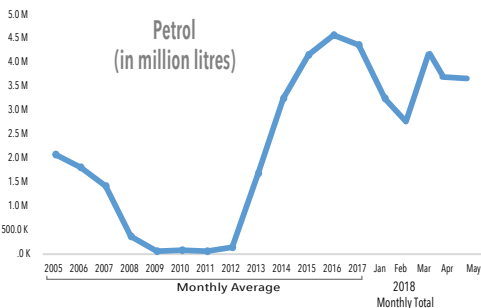
Monthly Average in 2017



Humanitarian vs. commercial imports (in truckloads)*



FUEL IMPORTS INTO GAZA



FUEL IMPORTS

Kerem Shalom opened on 19 days for the import of fuel, allowing the entry of:

- 11.8 million litres of petrol and diesel; and
- 5,105 tons of cooking gas, which represents about 68% of the estimated needs, according to the Gas Station Owners' Association.

Salah ad Din Gate opened on 12 days during May for the entry of fuel, allowing the entry of:

- 4.7 million litres of diesel.
- 1.6 million litres of petrol.

Imported petrol and diesel quantities in May were 5% above the monthly average in 2017.

