

BACKGROUND

Longstanding restrictions on the movement of people and goods to and from Gaza have undermined the living conditions of about two million Palestinians in that area. Many of the restrictions, originally imposed by Israel in the early 1990s, were intensified after June 2007, following the Hamas takeover of Gaza and the imposition of a blockade, including restrictions on the movement of people and goods between Gaza and Egypt. These restrictions continue to reduce access to livelihoods, essential services and housing, disrupt family life, and undermine people's hopes for a secure and prosperous future.

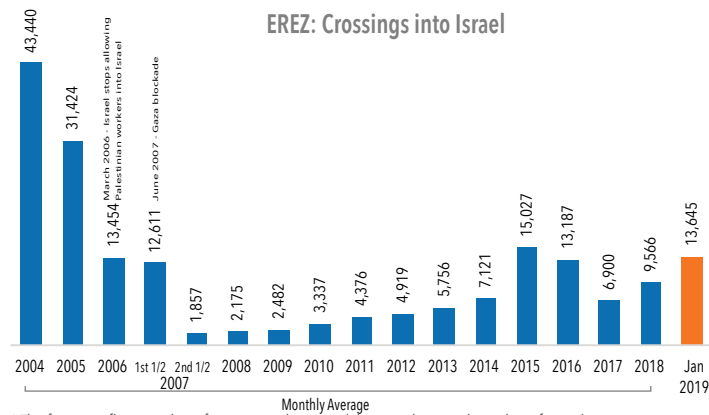


Interactive versions of the following charts are available at www.ochaopt.org/gaza-crossings/

MOVEMENT AND ACCESS OF PEOPLE*

EREZ CROSSING

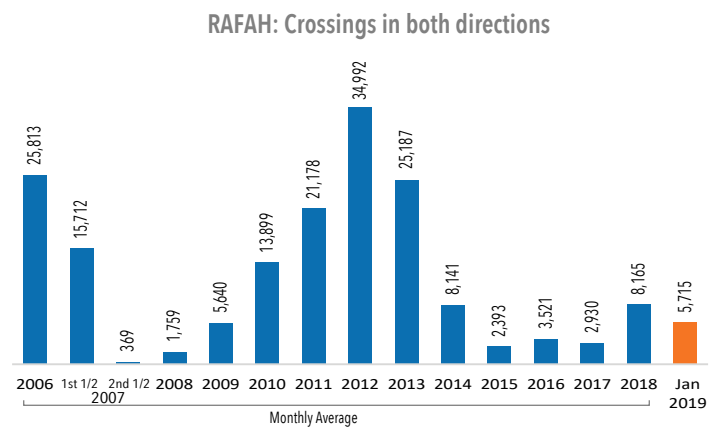
- Opened on 27 days during daytime hours: from Sunday to Thursday for all permit holders (primarily medical cases, merchants, foreign nationals and aid workers) and on Fridays only for urgent medical cases and foreigners.
- The volume of crossings into Israel during January increased by 43%, compared to the monthly average in 2018 (9,566), and was the largest since August 2016.
- Exits for trade and commercial purposes (7,717) accounted for the largest number of crossings, recording a 65% rise from the monthly average of such exits in 2018 (4,671).
- The exit of patients and their companions (3,213) increased by 27%, compared with the monthly average of such exits in 2018 (2,520).
- 67% of the 2,401 applications for exit permits by patients were approved by Israel, and the rest were either rejected or had not been answered at the time of the scheduled medical appointments (WHO).



* The figures reflect number of times people crossed, but not the actual number of people crossing.

RAFAH CROSSING

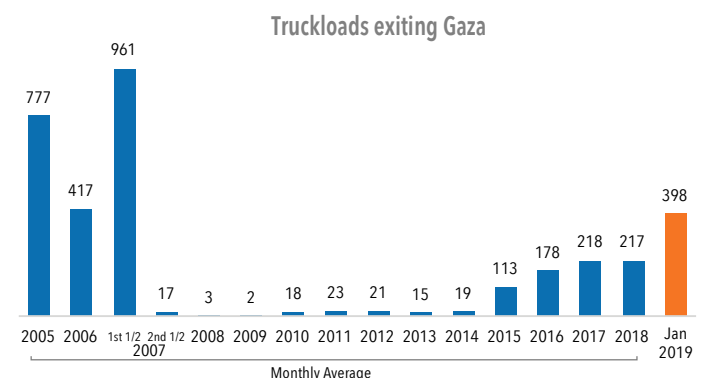
- From 7 to 28 January, the Rafah crossing was closed by the Egyptian authorities for the exit of people, following the Palestinian authority's decision to remove its staff from the crossing, in the context of a dispute with the Hamas authorities.
- Opened in both directions for seven days, and 14 days in one direction (into Gaza). Since July 2018, the Rafah crossing has been operating five days a week (Sunday through Thursday).
- A total of 5,715 crossings were recorded (3,745 entries and 1,970 exits), 30% below the monthly average in 2018 (8,165).
- In 2018, the Rafah crossing has been open for 198 days during daytime hours, compared to 36 days during the whole of 2017.
- Despite the almost continuous operation of the crossing since July 2018, access of people through it has been delayed and impeded for a range of reasons, including unclear criteria for the selection of travelers allowed to cross every day.



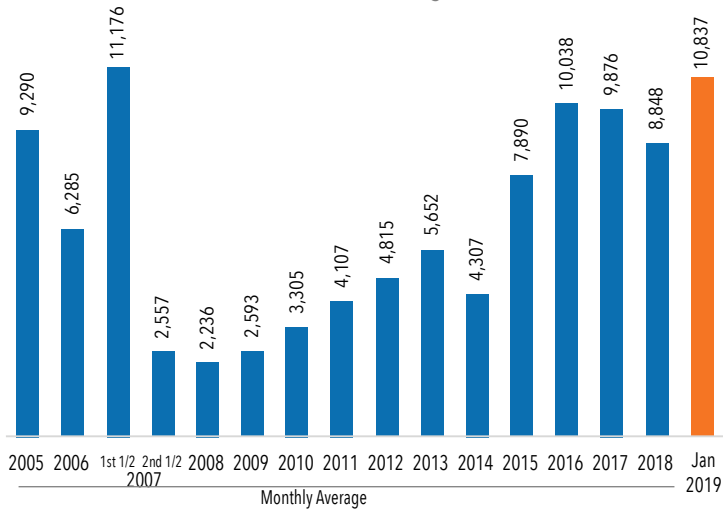
MOVEMENT OF GOODS FROM AND INTO GAZA

EXIT OF GOODS

- The exit of authorized goods via the Kerem Shalom Crossing took place on 23 days.
- The volume of truckloads that exited Gaza during the month, represented a 14% increase compared with January 2018. However, it was 59% below the monthly average in the first half of 2007, before the imposition of the blockade.
- Goods exited to the following destinations:
 - West Bank: 269 truckloads of agricultural produce, 16 of fish, 8 of furniture, 4 of clothing and 3 of non-edible consumables;
 - Israel: 33 truckloads of agricultural produce, scrap metal and garments; and
 - International markets: 65 truckloads of agricultural produce.
- Kerem Shalom Crossing is currently the only regular commercial route for the exit of goods from Gaza.



Truckloads entering Gaza*



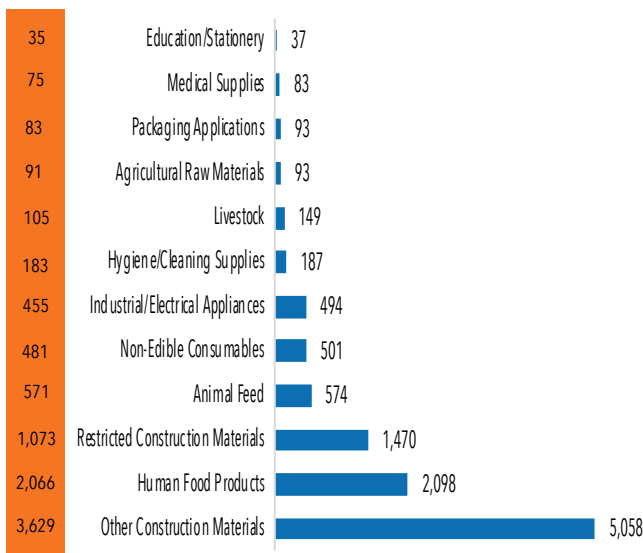
ENTRY OF GOODS

- The Kerem Shalom crossing operated on 23 days (closed on Fridays and Saturdays) allowing the entry of 10,093 truckloads of goods, 20% above the monthly average in 2018 (8,424).
- An additional 744 truckloads of goods were allowed from Egypt via the Salah ad Din gate (controlled by the de-facto authorities), 75% above the monthly average in 2018 (424).
- 5% of the imported truckloads were destined for humanitarian aid agencies.
- 6,528 truckloads carried construction materials, constituting the largest category of imports (54%); the volume of construction materials imported in January was 39% above the monthly average in 2018.
- 23% of the truckloads of construction materials contained cement or steel bars, the import of which is restricted by Israel, but enabled via the Gaza Reconstruction Mechanism (GRM).
- Karni, Sufa and Nahal Oz crossings with Israel remain closed.

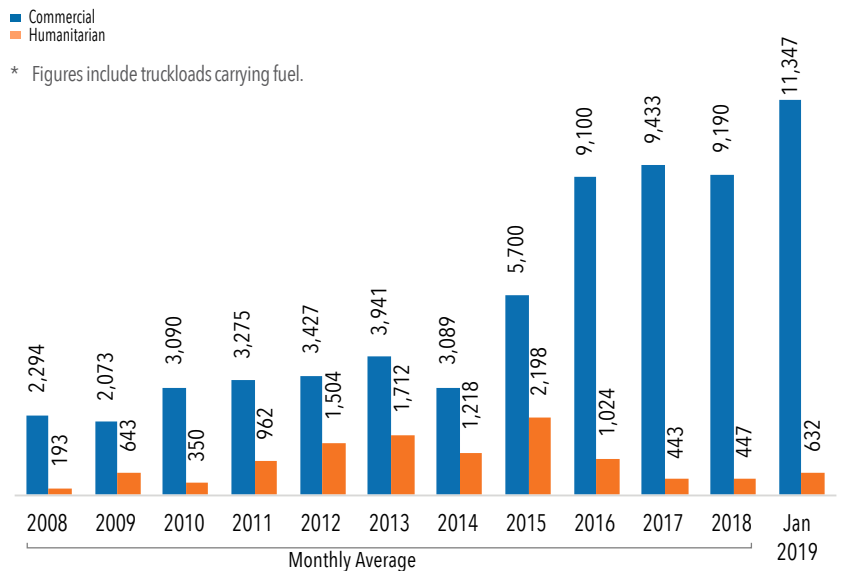
* Figures exclude truckloads carrying fuel.

Monthly Average in 2018

Goods imported in January 2019 (in truckloads)



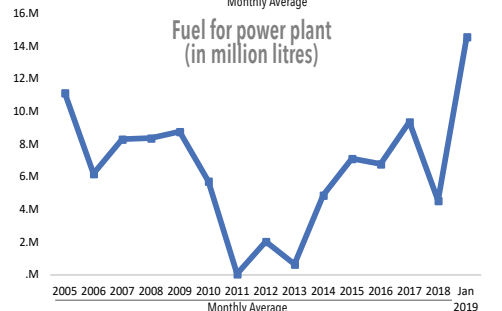
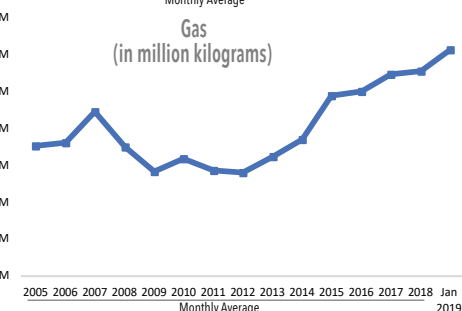
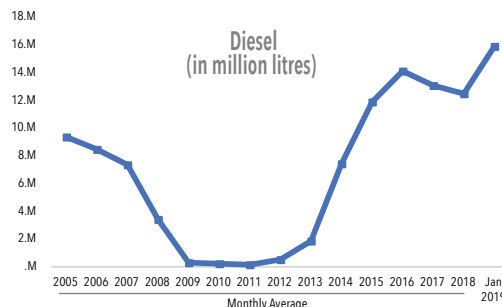
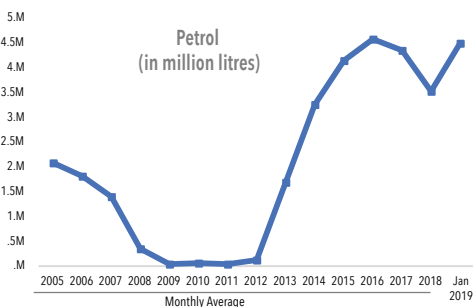
Humanitarian vs. commercial imports (in truckloads)*



* Figures include truckloads carrying fuel.



FUEL IMPORTS INTO GAZA



FUEL IMPORTS

Kerem Shalom operated on 27 days for the import of fuel;

In total, the following amounts of fuel and cooking gas were allowed into Gaza:

- 11.3 million litres of petrol and diesel;
- 1,238 tons of cooking gas; and
- 14.6 million litres of Qatari-funded fuel for the Gaza Power Plant.

Salah ad Din Gate operated on 10 days for the entry of fuel, allowing the entry of:

- 6.1 million litres of diesel;
- 2.8 million litres of petrol; and
- 4,881 tons of cooking gas.

The volume of petrol and diesel that entered in January was 27.3% above the monthly average in 2018.