

BACKGROUND

Longstanding restrictions on the movement of people and goods to and from Gaza have undermined the living conditions of about two million Palestinians in that area. Many of the restrictions, originally imposed by Israel in the early 1990s, were intensified after June 2007, following the Hamas takeover of Gaza and the imposition of a blockade. These restrictions continue to reduce access to livelihoods, essential services and housing, disrupt family life, and undermine people's hopes for a secure and prosperous future. Between 9 July and 14 August, Israel significantly tightened its restrictions on imports to Gaza and banned the exit of all goods, reportedly in response to the launching of incendiary kites from Gaza into Israel, which has caused extensive property damage. Since 19 August, citing continued violent incidents at the fence, Israel has intermittently imposed additional restrictions at Erez Crossing, the only passenger crossing between Gaza and the West Bank, which is already off limits to most Palestinians.



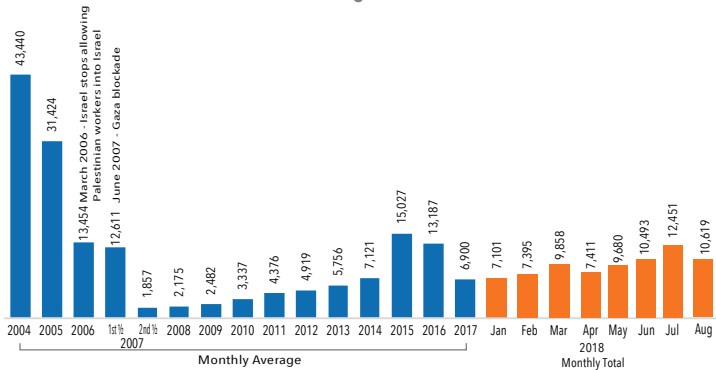
Interactive versions of the following charts are available at www.ochaopt.org/gaza-crossings/

MOVEMENT AND ACCESS OF PEOPLE*

EREZ CROSSING

- Opened on 27 days (closed on four Saturdays) during daytime hours, from Sunday to Thursday for all permit holders (primarily medical cases, merchants, foreign nationals and aid workers), and, on five Fridays, for exceptional humanitarian cases and foreign nationals.
- The volume of crossings into Israel during August was 15% above the monthly average since the beginning of 2018.
- Exits for trade and commercial purposes (5,516) accounted for the largest number of crossings, 28% above the monthly average of such exits since the beginning of 2018 (4,300).
- The exit of patients and their accompaniers (2,838) increased by 24%, compared with the monthly average of such exits since the beginning of 2018 (2,290).

EREZ: Crossings into Israel

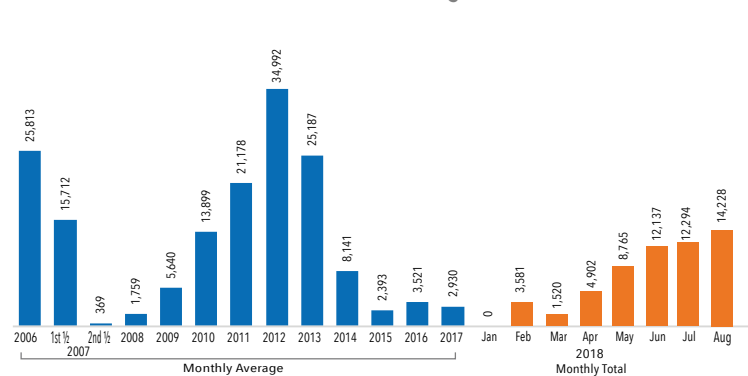


* The figures reflect number of times people crossed, but not the actual number of people crossing.

RAFAH CROSSING

- Opened in both directions for 16 days, and 7 days in one direction, for the movement of pilgrims.
- A total of 14,228 crossings were recorded (6,251 entries and 7,977 exits), the largest figure recorded since 2014.
- Since the beginning of 2018, Rafah crossing has been open for 111 days during daytime hours, compared to 36 days during the whole of 2017.
- The exit of pre-registered people, including humanitarian cases, continued to be prioritized.
- Since July 2018, the Rafah crossing has been operating five days a week (Sunday through Thursday).

RAFAH: Crossings in both directions

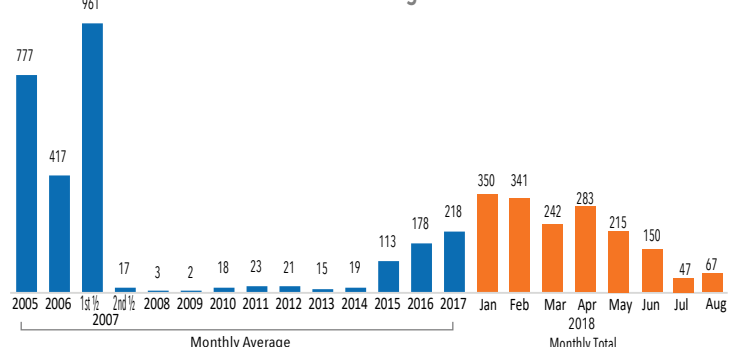


MOVEMENT OF GOODS FROM AND INTO GAZA

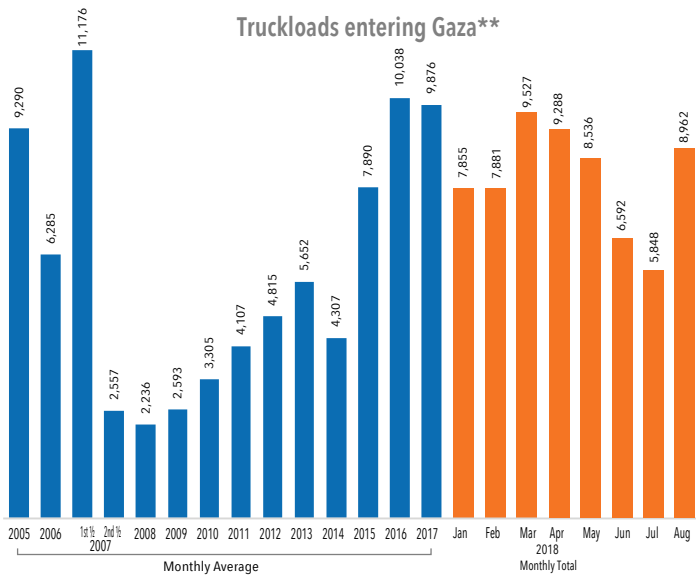
EXIT OF GOODS

- The exit of authorized goods via the Kerem Shalom Crossing took place on 10 days.
- The total halt on the exit of goods, imposed by the Israeli authorities on 9 July, was lifted on 15 August.
- The volume of truckloads that exited Gaza during the month represented an 8% increase compared with August 2017, but 71% below the monthly average since the beginning of 2018 and was 93% below the monthly average in the first half of 2007, before the imposition of the blockade.
- Goods exited to the following destinations:
 - West Bank: 24 truckloads of agricultural produce, 7 of non-edible consumables, 6 of fish and 6 of clothing;
 - Israel: 22 truckloads of agricultural produce, scrap metal and garments; and
 - International markets: 2 truckload of agricultural produce.
- Kerem Shalom Crossing is currently the only regular commercial route for the exit of goods from Gaza.

Truckloads exiting Gaza



Truckloads entering Gaza**



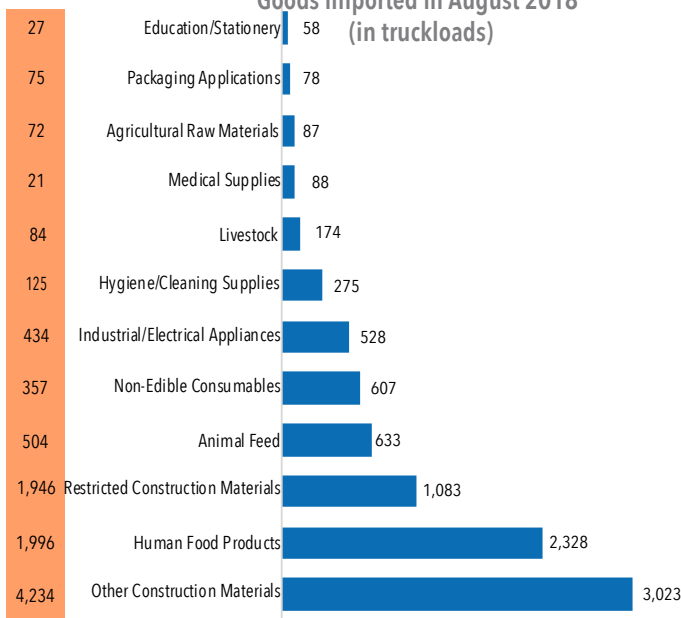
ENTRY OF GOODS

- The import of a wide range of goods, including construction materials, was halted in the first half of August, following restrictions imposed by Israel on 9 July.
- Despite the abovementioned restrictions, the total volume of goods imported in August was 13% above the monthly average since the beginning of 2018, but 9% lower than the monthly average recorded in 2017.
- The Kerem Shalom crossing operated on 20 days, allowing the entry of 8,252 truckloads of goods, 7% above the monthly average since the beginning of 2018.
- An additional 710 truckloads of goods were allowed from Egypt via the Salah ad Din gate, compared to a monthly average of 266 truckloads since the beginning of 2018.
- 6% of the imported truckloads were destined for humanitarian aid agencies.
- 4,106 truckloads carried construction materials, constituting the largest category of imports (42%); the volume of construction materials imported in August was 3% above the monthly average since the beginning of 2018.
- 20% of the imported construction materials from Kerem Shalom contained items (cement, steel bars) defined by Israel as having a 'dual use' and were allowed to enter via the Gaza Reconstruction Mechanism (GRM).
- Karni, Sufa and Nahal Oz crossings with Israel remain closed.

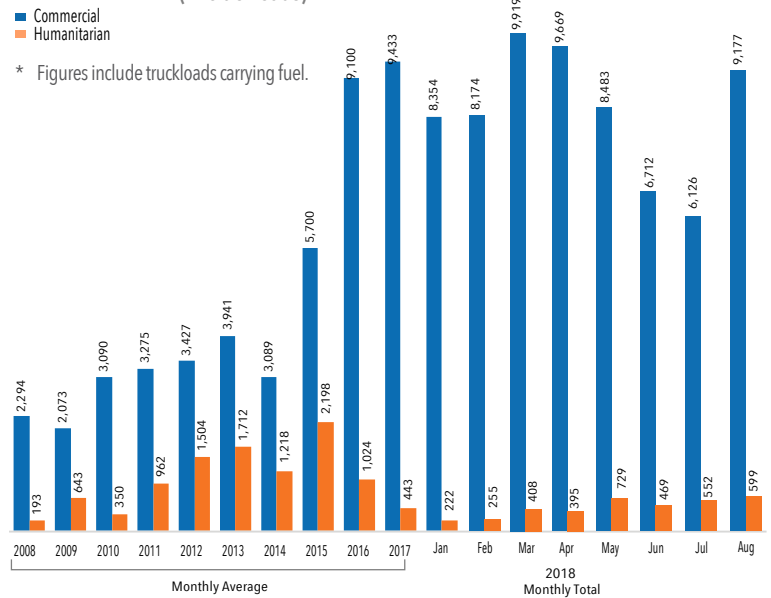
* Closed on five Fridays, four Saturdays and two days due to Eid holiday.
 ** Figures exclude truckloads carrying fuel.

Monthly Average in 2017

Goods imported in August 2018 (in truckloads)

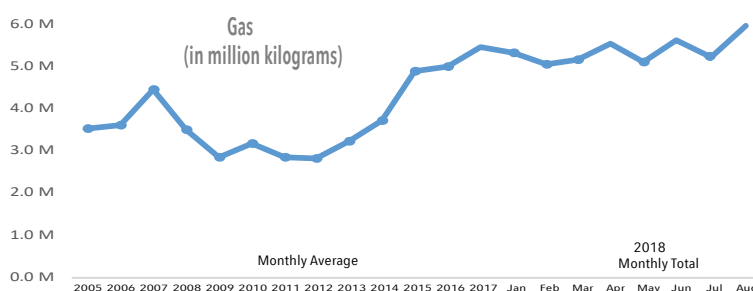
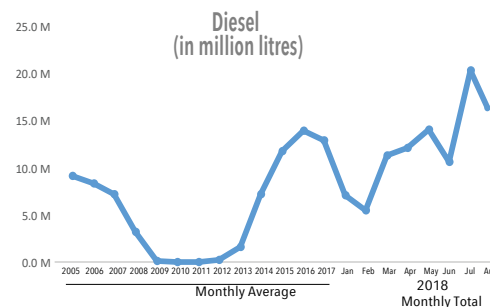
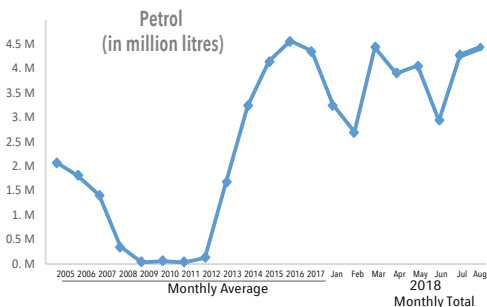


Humanitarian vs. commercial imports (in truckloads)*



* Figures include truckloads carrying fuel.

FUEL IMPORTS INTO GAZA



FUEL IMPORTS

Kerem Shalom operated on 14 days for the import of fuel, allowing the entry of:

- 11.6 million litres of petrol and diesel; and
- 3,231 tons of cooking gas

Salah ad Din Gate operated on 11 days for the entry of fuel, allowing the entry of:

- 8.5 million litres of diesel.
- 2.1 million litres of petrol.
- 3,318 tons of cooking gas.

Imported petrol and diesel quantities in August were 17% above the monthly average since the beginning of 2018.