

# OCCUPIED PALESTINIAN TERRITORY: MID-YEAR HUMANITARIAN RESPONSE DASHBOARD

(JANUARY – JUNE 2022)

## KEY POINTS

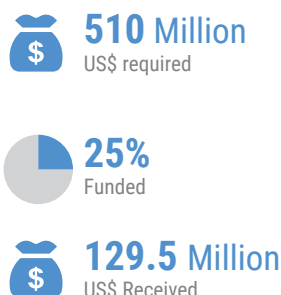
- 2.1 million people are in need of humanitarian assistance in the Occupied Palestinian Territory. The impact of the occupation has been compounded by the war in Ukraine, slow recovery from the 2021 May escalation of hostilities in Gaza and COVID.
- As of mid-2022, only 25 per cent of the requirements of the Humanitarian Response Plan (HRP) have been met, and global prices of key commodities have risen.
- Rising prices and market disruptions threaten the food security of vulnerable families across Palestine, particularly in the Gaza Strip.
- UNRWA and WFP provide nearly 60 per cent of the key food commodities in Gaza. To meet the food security needs in Gaza for the rest of the year, UNRWA requires \$72 million and WFP \$24 million.
- Amidst ongoing injuries by Israeli forces, regular demolitions and evictions, conflict-related fatalities of Palestinian adults and children in the West Bank, including East Jerusalem, and settler-related violence against Palestinians have increased compared with the same period in 2021.

## KEY FIGURES

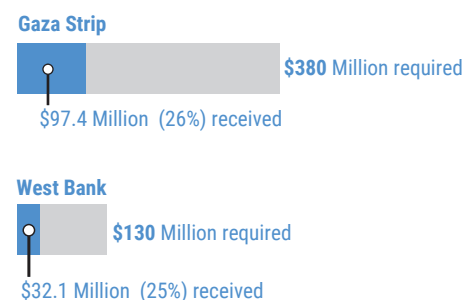
### PEOPLE IN NEED AND REACHED\*



### HUMANITARIAN RESPONSE PLAN\*



### FUNDING BY LOCATION\*

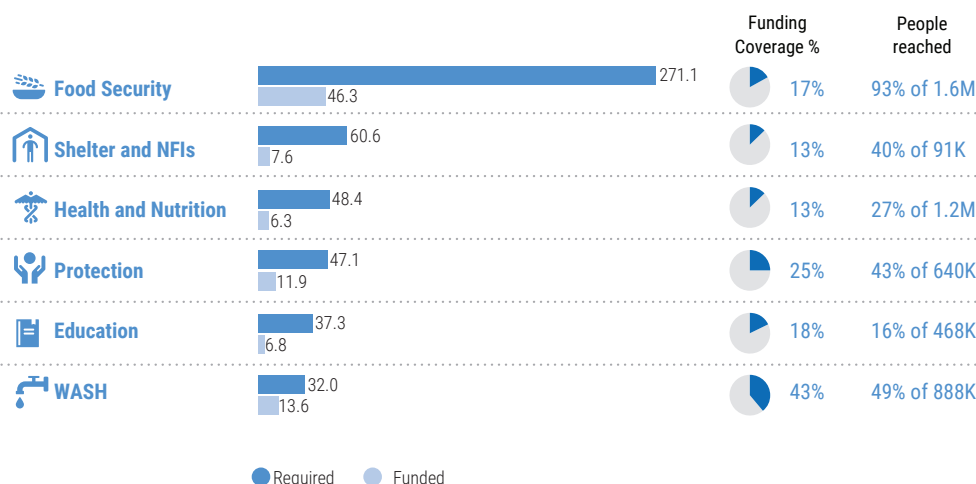


\*The total number of people reached was calculated by considering people reached by at least one cluster meeting the assistance targeted for the whole year.

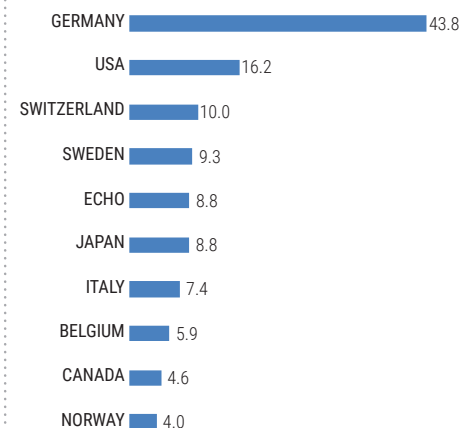
\*As of mid-year, some clusters have reported more funding received than what is currently being reported by the OCHA Financial Tracking Service (FTS). The FTS will be updated with this new information in the coming weeks.

\*The breakdown of funding going to Gaza and West Bank is an estimation.

## FUNDING AND BENEFICIARIES 2022 (US\$ MILLION)\*



## TOP 10 KEY DONORS (US\$ MILLION)



\*Does not include additional \$29 million funded through the HRP that has yet to be allocated to a specific cluster nor \$8.1 million which has been received for the Coordination and Support Sector (CSS).

## CHALLENGES

### GAZA

Recurrent hostilities, 15 years of the Israeli-imposed blockade and the internal Palestinian divide have contributed to Gaza's dire living conditions this year. These conditions relate to the insufficient provision of essential services, such as health and WASH, and continued restrictions on the movement of people and goods to, from and within Gaza.

The continuous salary crisis for civil servants of the Palestinian Authority (PA) and the de-facto government staff adds to the needs for immediate assistance. Food, electricity, shelter, and education remain urgent issues: 62 per cent of the Palestinians in Gaza require food assistance. The power supply can only meet about 50 per cent of the electricity demand; rolling power cuts have averaged 12 hours per day in 2022. Some 78 per cent of piped water in Gaza is unfit for human consumption. A total of 1,300 families (7,300 people) whose homes were destroyed during the May 2021 escalation are still internally displaced. Due to lack of financial resources, 21,300 families are still living in unhygienic and overcrowded shelter conditions. Some 31 per cent of households in Gaza can hardly afford essential education needs such as books and paying for tuition fees.

Mental health issues are increasing. After the May 2021 escalation of hostilities, almost 70 per cent of the population have symptoms consistent with post-traumatic stress disorder (PTSD). These are more common among women and those internally displaced. Some 55 per cent of all children, over 800,000 of whom have never known a life without the blockade, are reported to be emotionally distressed. 78 per cent have shown signs of distress, sadness, anxiety and social withdrawal, and 79 per cent of parents have noted mental health issues among one or more of their children. Two of every three children in Gaza need urgent psychological support.

Given Gaza's lack of sufficient essential medical care, patients seek medical referrals to hospitals in the West Bank and Israel. So far in 2022, the Israeli authorities have approved only 64 per cent of patient permit applications by the time of the scheduled appointment, forcing many to reschedule and reapply, with potentially life-threatening consequences.

Despite welcome improvements on people's movement observed last year and this year, Gaza's monthly influx and outflux of people and goods remain limited. Unemployment levels in Gaza are among the highest in the world: the Q1 jobless rate in 2022 was 46.6 per cent, compared with an average of 34.8 per cent in 2006. Youth unemployment (ages 15-29) in 2022 stands at 62.5 per cent.

### WEST BANK

In the West Bank, including East Jerusalem, Israel's military occupation continues to impede upon the basic human rights of Palestinians. Demolitions, evictions and settler violence are the result of ongoing Israeli policies and practices. The presence of Israeli settlements intensifies the coercive environment under which vulnerable communities in Area C, East Jerusalem and the Israeli-controlled part of Hebron city live. In the first six months of 2022, the Israeli authorities demolished 378 structures, including 68 donor-funded structures, because they lacked Israeli-issued building permits which are nearly impossible for Palestinians to obtain. As a result, 479 people, including 230 children, have been displaced. On 4 May, Israel's Supreme Court ruled to uphold the designation of the area of Masafer Yatta as a closed 'firing zone' for military trainings, consequently putting 1,200 Palestinians, including 580 children, at risk of immediate forced eviction and displacement.

**Israeli settler violence** against Palestinians continues to be on the rise: In the first half of 2022, OCHA documented 356 incidents where Israeli settlers caused two Palestinian fatalities, 129 Palestinian injuries, including at least 15 children, and extensive damage to property, including more than 5,400 trees and 357 vehicles. On a monthly average, this is the highest level of incidents recorded since 2005 and represents a 46 per cent increase compared with 2021.

**Use of force by Israeli Forces:** In the first half of 2022, 61 Palestinians, including 14 children, have been killed by Israeli forces, a 52 per cent increase compared with the same period last year. 6,010 Palestinians have been injured, including via tear gas. Although injuries slightly decreased compared with the same period last year, 2021 saw dramatic increases compared with previous years. Furthermore, 3,514 Palestinians, including 280 children, have been arrested in the West Bank, a 12 per cent increase compared with the same period last year.

## ACHIEVEMENTS

Over 1.5 million people received food assistance through vouchers or in-kind assistance across the oPt.

Almost 90,000 people in Gaza and the West Bank are benefitting from improved access to water and sanitation thanks to major installations and/or rehabilitations of water and sewage networks.

Health partners provided crucial support to the MoH in medical service provision at primary, secondary and specialized care levels across the oPt, reaching around 330,000 people, in addition to ongoing responses to trauma and emergency needs and COVID-19 vaccination support.

Around 275,000 people benefitted from a wide range of protection services.

Over 35,000 people were reached through various shelter and non-food item interventions, including through cash assistance, the use of which is also on the rise in other sectors.

Over 30,000 students in Gaza and the West Bank benefitted from emergency education supplies, and over 30,000 children received improved access to safe education.

## KEY ACHIEVEMENTS

- 1,515,191 people received food assistance through vouchers or in-kind distribution.
- 2,536 people of 108,671 people targeted received livelihood support through resilience projects.

## CHALLENGES

- UNRWA and WFP, which provide nearly 60 per cent of the key food commodities (mainly flour) in Gaza, expect their food pipelines to break in the fourth quarter due to increasing food prices since February 2022.
- No agricultural livelihoods support as outlined in the HRP has been available in 2022 due to lack of funding.
- Although resumed in June 2022, cash assistance to vulnerable households registered with the Social Safety Net was suspended in May 2021. Evidence indicates increased reliance on debt and negative coping mechanisms by 70,000 of these Households as a result.
- WFP's monitoring in June revealed that all households have been impacted by the rising prices. 75 per cent of those in the West Bank, and 71 per cent in Gaza used extreme coping mechanisms including reducing or ceasing consumption of some food items such as fruits, meat and chicken and substituting them with basic commodities such as wheat flour, olive oil and rice. The remaining households reported supplementing their purchases through savings or credit or buying lower quality food.

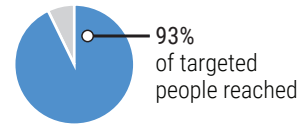
## REMAINING GAPS AND PRIORITIES FOR THE REMAINDER OF THE YEAR

- Support to existing food insecure households through food assistance is still insufficient, particularly among those who lost their livelihoods or whose livelihoods were negatively affected by sectorial economic downturns in Gaza (approx. 85,000 HH).
- Poor households registered under the Social Safety Net which have had no cash assistance since 2021, and newly affected households, still require food assistance through Cash Based Transfers (approx. 120,000 HH).
- Farmers, herders, breeders, and fishers affected by human-made disasters and those at high risk of destruction and/or confiscation of their property require direct interventions to secure their livelihoods (approx. 137,000 HH).
- People who have lost earnings are in need of short-term livelihood provisions through programs using cash distribution modalities, including multi-purpose cash assistance (approx. 215,000 HH).
- Farmers require funding for either its inputs (e.g. feed and organic fertilizers) or its fixed costs (e.g. rehabilitation of infrastructures) to enable food production (approx. 50,000 HH).



**1.8 Million**  
people in need

**1.6 Million**  
people targeted



**1.5 Million\*** people reached

Men	416.8K
Women	419.3K
Boys	350.9K
Girls	332.2K

*\*Food assistance targets the same groups of beneficiaries multiple times through the year. Therefore, 93% of beneficiaries reached by mid-year does not imply that all of them have been provided with the assistance targeted for the whole year. The overall figure of people reached with humanitarian aid is thus lower (see page 1).*

## FUNDING REQUIREMENTS & FUNDING RECEIVED BY GEOGRAPHICAL AREA (US\$ MILLION)\*



*\* Some clusters have reported more funding received than what is currently being reported by the OCHA Financial Tracking Service (FTS). This new funding information will be updated on FTS in the coming weeks. Therefore, the breakdown of funding received going to Gaza and West Bank for each cluster is currently an estimation.*

## KEY ACHIEVEMENTS

- Transitional Shelter Cash Assistance (TSCA) has been provided to 10,000 IDPs so far; however, funding is secured for the whole IDP caseload to the end of the year. Due to the slow reconstruction of destroyed shelters, additional funding is required for the next year.
- Around 4,100 households whose housing units were partially damaged during the May 2021 escalation were provided repair assistance through cash grants by several shelter actors, leaving a gap in repair of 12,500 units.
- 1,565 displaced persons in East Jerusalem and West Bank were provided with timely Shelter/ NFIs demolition responses through cash or material assistance.
- 120 (85 in Gaza, 35 in the West Bank) substandard shelters were provided shelter rehabilitation or cash support to achieve necessary protection, privacy, sufficient living space and functioning WASH facilities.
- 1,500 families in Gaza subjected to flooding and/or water leakage benefited from winterization Shelter/NFIs assistance during the winter season.

## CHALLENGES

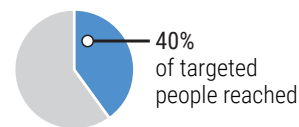
- Israeli practices and policies restrict the delivery of humanitarian assistance in Area C. Where interventions are possible, partners have been limited to light interior repairs without addressing permanent shelter solutions.
- The low level of funding for the cluster in the first half of the year has limited the progress and achievements for the HRP 2022 targets. Additional funding is still needed for repair of damaged shelters, rehabilitation of substandard shelters and emergency preparedness to respond to immediate needs of affected people in Gaza, the West Bank and East Jerusalem.
- Although adequate winterization NFI support has been provided to affected households in Gaza at the beginning of the year, no replenishment of the NFI stocks took place due to the lack of funding. This puts the anticipated interventions of the upcoming winter season at risk.

## REMAINING GAPS AND PRIORITIES FOR THE REMAINDER OF THE YEAR

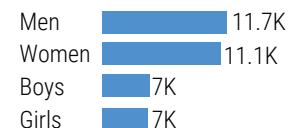
- 23,000 families in Gaza and the West Bank are still living in unhygienic and overcrowded shelter conditions.
- 12,500 families in Gaza whose houses were partially damaged in May 2021 are still in need of assistance to repair their homes.
- TSCA is required for around 1,300 families (7,300 individuals) who are still internally displaced in Gaza following the May 2021 escalation.
- 18 families have not received assistance after their homes were demolished due to increasing Israeli restrictions and re-demolition of aid items.

 **0.9 Million**  
people in need

**91 K**  
people targeted



**37 K**  
people reached

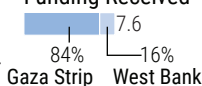


## FUNDING REQUIREMENTS & FUNDING RECEIVED BY GEOGRAPHICAL AREA (US\$ MILLION)\*

Funding Requirements



Funding Received



\* Some clusters have reported more funding received than what is currently being reported by the OCHA Financial Tracking Service (FTS). This new funding information will be updated on FTS in the coming weeks. Therefore, the breakdown of funding received going to Gaza and West Bank for each cluster is currently an estimation.

**KEY ACHIEVEMENTS**

- Continued support to the MoH in service provision at primary, secondary and specialized care levels across oPt which have reached close to 331,000 people through projects included in the HRP.
- Health partners mobilized close to \$5 million for much needed financial support to mobile clinics and Augusta Victoria Hospital.
- As part of their COVID-19 response, the Ministry of Health, with support from partners, vaccinated 201,000 people in 2022, bringing the total 2021-2022 vaccination coverage to 59 per cent. Full vaccination coverage for the oPt is at around 2 million, still well below the Ministry of Health (MoH) target of 3.4 million.
- Health partners responded to trauma and emergency needs of 4,500 injured people that resulted from clashes across the West Bank, including East Jerusalem.

**CHALLENGES**

- Only 12 out of 37 projects are funded, 7 of which fully.
- Persistent clashes across the West Bank and East Jerusalem are increasing the need for trauma and emergency support amidst a limited repositioning and response capacity of health partners.
- The increasingly coercive environment is further shrinking the humanitarian space in the West Bank, making it harder for partners to provide humanitarian health response. There is a need for continued advocacy to ensure access of populations to protection and respect for health care services.

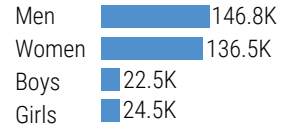
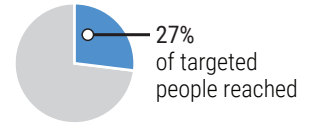
**REMAINING GAPS AND PRIORITIES FOR THE REMAINDER OF THE YEAR**

- Essential health care needs include primary and secondary health care, trauma and emergency care (including rehabilitation), management of Non-Communicable Diseases (NCDs), Mental Health and Psycho-Social Support (MHPSS) and nutrition. Funds will need to be mobilized to ensure access to essential health care services for vulnerable communities through provision of support to MoH and direct implementation by cluster partners.
- Efforts to strengthen the health care system will need to be continued, including investing in strengthening the link between humanitarian interventions and a long-term health strategy for oPt.
- There is a need for continued advocacy at all levels to ensure respect for health care services and access to them. Points to be highlighted are the severe restrictions on movement affecting delivery of and access to essential health care, the coercive environment affecting determinants of health and the excessive use of force contributing to attacks on health care.

 **1.5 Million**  
people in need

**1.2 Million**  
people targeted

**330 K**  
people reached



**FUNDING REQUIREMENTS & FUNDING RECEIVED BY GEOGRAPHICAL AREA (US\$ MILLION)\***



*\* Some clusters have reported more funding received than what is currently being reported by the OCHA Financial Tracking Service (FTS). This new funding information will be updated on FTS in the coming weeks. Therefore, the breakdown of funding received going to Gaza and West Bank for each cluster is currently an estimation.*

### KEY ACHIEVEMENTS

- During the reporting period, Mine Action partners in Gaza reached at least 41,000 people with conflict preparedness and protection training, targeting 10,000 children and 22,000 women, including 1,192 Persons with disabilities. In addition, more than 78,000 people received Explosive Remnants of War (ERW) risk education, of whom 38 per cent are children.
- Range of specialised protection interventions, including legal aid, MHPSS, child protection, and protective presence, reaching about 77,000 Palestinians, of whom 40,000 are children in oPt exposed to settler violence, demolitions, and conflict related violence.
- Provision of MHPSS services to at least 5,600 adults and youth, including structured psychosocial services and awareness sessions aimed at increasing resilience, using positive coping mechanisms, and using positive ways to deal with stress.
- Multi-sectoral GBV responses including MHPSS, legal counseling for at least 1,600 women in the oPt; approximately 600 women benefitted from activities in Safe Spaces in Gaza.
- At least 8,000 people benefitted from legal aid services focused on housing, land and property rights in the West Bank.
- Provision of Child Protection services, including MHPSS and specialized individual case management, legal aid and child friendly spaces to at least 26,000 children facing protection risks including child labour, out-of-school children, children with distress symptoms, and children exposed to different types of violence across the oPt.

### CHALLENGES

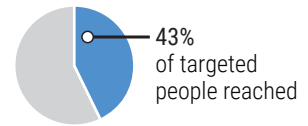
- Despite increasing protection needs, access restrictions remain a key challenge to reach affected populations and provide legal aid, child protection, MHPSS and GBV services. Many partners face constraints reaching targeted areas due to closures of village entrances by Israeli Forces, checkpoints, settler demonstrations and clashes.
- Lifesaving GBV responses remain underfunded throughout the oPt.
- Shrinking space for humanitarian action, particularly for intervention involving monitoring, documentation, legal aid, and advocacy in response to IHRL and IHL violations.
- Lack of investment in disability inclusion is curtailing the ability of partners to achieve HRP objectives in this area.

### REMAINING GAPS AND PRIORITIES FOR THE REMAINDER OF THE YEAR

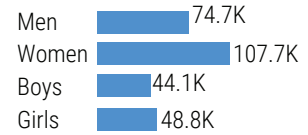
- Lack of funding has affected the ability of protection partners to reach mid-year targets across most areas of operations.
- Disability inclusion work.
- Roll-out of protection service directory and multi-sectoral capacity building on referrals.

 **1.8 Million**  
people in need

**640 K**  
people targeted



**275 K**  
people reached



### FUNDING REQUIREMENTS & FUNDING RECEIVED BY GEOGRAPHICAL AREA (US\$ MILLION)\*



\* Some clusters have reported more funding received than what is currently being reported by the OCHA Financial Tracking Service (FTS). This new funding information will be updated on FTS in the coming weeks. Therefore, the breakdown of funding received going to Gaza and West Bank for each cluster is currently an estimation.

**KEY ACHIEVEMENTS**

- 33,444 students (16,402 girls) in Gaza and the West Bank benefitted from emergency education supplies provided by the Education Cluster partners.
- 30,846 children benefitted from improved access to safe education.
- Efforts to ensure students' wellbeing and improved learning resulted in provision of psychosocial services (PSS) to 2,150 students (910 girls) in Gaza and the West Bank, and remedial education to 6,490 children (2,440 girls).
- Multiple advocacy initiatives took place by the cluster and its partners, with the aim to advocate for the right of all children to access quality and safe education. The initiatives include donor briefs, field visits, reports and advocacy notes, and the release of the cluster annual education-related incidents report.

**CHALLENGES**

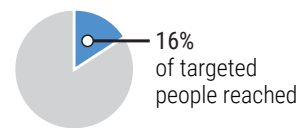
- Teacher strikes and frequent closure of schools.
- Reduced capacities for partners in the area of protective presence and monitoring of violations.
- Lack of funding for critical intervention areas.

**REMAINING GAPS AND PRIORITIES FOR THE REMAINDER OF THE YEAR**

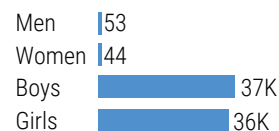
- Safe access and protection responses for children on the way to schools in East Jerusalem, South Nablus, and H2 area of Hebron starting in August with the academic year. Funding and partners' resources are currently not sufficient.
- MHPSS interventions for vulnerable children including children at high risk of dropping out and CWDs.
- Emergency rehabilitation of schools in Area C. Funding and legal issues are the main obstacles in responding to all the needs.
- Implementation of summer programs that include MHPSS interventions, remedial education and catch-up programs to compensate for lost education due to the teachers strikes.

 **0.6 Million**  
people in need

**468 K**  
people targeted



**73 K**  
people reached



**FUNDING REQUIREMENTS & FUNDING RECEIVED BY GEOGRAPHICAL AREA (US\$ MILLION)\***



\* Some clusters have reported more funding received than what is currently being reported by the OCHA Financial Tracking Service (FTS). This new funding information will be updated on FTS in the coming weeks. Therefore, the breakdown of funding received going to Gaza and West Bank for each cluster is currently an estimation.

**KEY ACHIEVEMENTS**

- The rehabilitation/installation of 90 km of water networks to improve access to water for more than 60,000 persons in the West Bank and Gaza.
- The rehabilitation/installation of 22 km of sewage networks to improve access to sanitation for more than 29,000 persons in the West Bank and Gaza.
- The rehabilitation/upgrading of 120 schools' WASH facilities in the West Bank and Gaza to improve access to WASH services for more than 47,000 students.

**CHALLENGES**

- The service providers are not able to provide sufficient and sustainable operations and maintenance services of the WASH structures in both Gaza and the West Bank.
- WASH activities have become more costly due to rising prices and market chain disruptions as a result of the Ukraine crisis.
- Climate change continues to impact the most vulnerable populations in the West Bank and Gaza (low rainfall in southern parts of the West Bank and flash floods in Gaza).

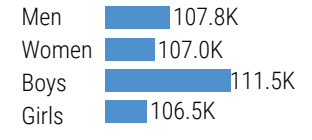
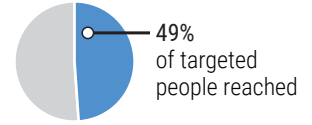
**REMAINING GAPS AND PRIORITIES FOR THE REMAINDER OF THE YEAR**

- More than 320,000 people still suffer from limited access to sufficient sanitation and hygiene services in Gaza and the West Bank.
- Israeli restrictions in Area C prevent WASH partners from reaching the most vulnerable populations. Improving their access to water and sanitation services should be prioritized. More than 100 communities in Area C are still not connected to piped water services.
- Strengthening of the operation and maintenance capacities of WASH service providers in Gaza and the West Bank.

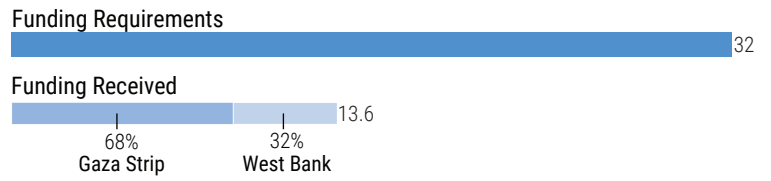
**1.4 Million**  
people in need

**888 K**  
people targeted

**432 K**  
people reached



**FUNDING REQUIREMENTS & FUNDING RECEIVED BY GEOGRAPHICAL AREA (US\$ MILLION)\***



*\* Some clusters have reported more funding received than what is currently being reported by the OCHA Financial Tracking Service (FTS). This new funding information will be updated on FTS in the coming weeks. Therefore, the breakdown of funding received going to Gaza and West Bank for each cluster is currently an estimation.*



## ACCOUNTABILITY TO AFFECTED POPULATIONS (AAP)

The clusters report that members use multiple AAP and community engagement tools, including field surveys, focus groups, interviews and local committee meetings. These tools help beneficiaries understand risks and mitigation measures, provide a comprehensive overview of beneficiary needs and ensure that implementation continues to meet those needs. Additionally, the clusters report that many of their members ensure that beneficiaries have access to at least one feedback/complaint channel throughout the program cycle, examples of which include complaint boxes, hotlines and field visits. The clusters however also reported important gaps in their AAP capacities and approaches. Most significantly, cluster and member staff lack the knowledge and capacity to mainstream AAP throughout the program cycle. This is especially the case for local organizations, which lack the technical experience to standardize AAP. These gaps also reflect insufficient capacities for analyzing AAP needs and reporting progress toward mainstreaming and standardization. Lastly, the high turnover rate within member organizations prevents the transfer of institutional knowledge from one program cycle to another. The clusters are organizing trainings to address these gaps and identify staff who can focus specifically on AAP.

## PREVENTION OF SEXUAL EXPLOITATION AND ABUSE (PSEA)

The clusters report that many members maintain an internal process for receiving complaints around sexual exploitation and abuse. However, the difference in knowledge and understanding of PSEA tools between the network itself and operational partners has meant that not all available tools are used. One such tool is the AAP tracker, which was developed in-country to support cluster coordinators in collecting information from cluster members about the AAP/PSEA activities to which they committed in their HRP projects. Clusters thus need to strengthen their PSEA monitoring and reporting activities. Finally, like AAP, advanced trainings on PSEA are needed together with a long-term strategy with specific interventions for each cluster and organization, given the diversity among humanitarian actors. The clusters are also organizing trainings on PSEA for the second half of 2022.

## CASH AND VOUCHER ASSISTANCE

Cash and Voucher Assistance (CVA) in oPt has been used to support the most vulnerable Palestinians for years. Coordination of CVA in oPt has expanded in 2022 with the establishment of the national CWG and the creation of a coordination body in the West Bank as well. This evolution allows CVA efforts to be more effective and impactful at both national and local levels, ensuring consistency and stronger coordination. Through this new set-up the CWG is now able to properly promote and coordinate the use of CVA across the whole humanitarian response in oPt.

Under the HRP 2022, 33 per cent of the funding requirement is represented by Cash and Voucher Assistance, for a total of 167 US\$ million. It is noteworthy that, compared to the previous years, most of this component is made up of cash (65 per cent) as opposed to vouchers (35 per cent). This represents an important shift from restricted sectoral assistance to more flexible and basic-need oriented interventions.

The shift has been acting as well as enabler for the increased consideration and planning for Multi-Purpose Cash Assistance (MPCA), which featured 13 projects included in the HRP 2022. MPCA is one of the faster growing modalities of assistance in oPt over the past few years, supported as well by emerging evidences on its efficiency and effectiveness in the context.

Simultaneously, sectoral CVA has been expanding, being now used by all Clusters. Food security, Protection, and Shelter feature the largest use of CVA, with the other Clusters also increasingly including the modality in their activities.

## DISABILITY

The mid-year review data shows about 4 per cent of the population reached is composed of people with disabilities.

Disability Inclusion has recently risen as a key element to strengthen the humanitarian response in oPt. Coordination efforts to mainstream disability inclusion across operations remain relevant in Gaza, where the Disability Working Group representative participates in the regular meetings of Health Cluster, the ICCG and the Rehabilitation Task Force, providing inputs on disability and support to members.

Under the HNO 2022, only 2.4 per cent of the population has been reported with some form of disability, while the HRP has identified 50,000 in need, of whom 40,000 are targeted by the response. The prevalence and vulnerability across persons with disabilities reported in 2022 has led to a reconsideration of the methodology used to capture needs and barriers faced by persons with disabilities in accessing services, resulting in intensive efforts to improve the data collection system in view of the HNO and HRP 2023. In the first half of 2022, multiple coordination meetings with the support of the Protection Cluster have led to a review of data collection tools and enhanced capacity for data collectors, representing an important milestone that will support a comprehensive representation of disability in oPt in the future.

## GENDER

UN Women and OCHA are partnering with the HC's office to identify ways to strengthen system-wide accountability for gender equality and women empowerment. A wide consultation process was conducted with national and international humanitarian actors including cluster coordinators, HCT members, donors, government and women-led organizations to inform the development of a Gender in Humanitarian Action (GiHA) Accountability Framework (2022–2025). In the next quarter, UN Women and OCHA will share the draft GiHA framework with the HCT members for review, validation and final endorsement.

UN Women and OCHA co-chair the Humanitarian Gender Group (HGG), which consists of 12 gender focal points (6 in the West Bank and 6 in Gaza) and clusters coordinators dedicated to providing technical support on gender in humanitarian action to the clusters and sub-clusters members. The HGG is part of the coordination structure as a sub-group of the ICCG. UN Women and OCHA are currently in discussions to expand the membership to include women-led organizations and to develop the yearly "Gender Alert analysis" to inform the humanitarian needs overview, preparedness efforts, and the HRP 2023.

In cooperation with OCHA, UN Women intends to develop case studies to assess the Gender with Age Marker (GAM) application (gender responsiveness of financed HRP projects at implementation level) and undertake a quantitative analysis of GAM data for the 2022 and 2023 humanitarian cycles. UN Women and OCHA will continue to organize capacity-building activities on GiHA including on GAM, targeting cluster members and women-led organizations in preparation for the kick-off of the HPC.