



Home demolished by the Israeli authorities in East Jerusalem on 30 August. ©Photo by OCHA.

HIGHLIGHTS

- August recorded the third-highest monthly number of structures demolished or seized so far in 2021.
- 38 per cent more structures were demolished or seized in the first eight months of 2021 compared with the equivalent period in 2020; 57 per cent more people were displaced.
- 80 per cent of Area C displacement in August was in the Jordan Valley.
- 100 Palestinians were forcibly displaced in East Jerusalem in August alone, representing 46 per cent of the total number of Palestinians displaced in East Jerusalem this year.

OVERVIEW

In August, the Israeli authorities demolished, forced people to demolish, or seized 118 Palestinian-owned structures across the West Bank, including East Jerusalem. This resulted in the displacement of 191 people, including 116 children, and affected the livelihoods, or access to services, of nearly 1,400 others. All the structures were targeted due to the lack of building permits, which are nearly impossible for Palestinians to obtain in Area C and East Jerusalem.

The number of structures demolished or seized in August declined by seven per cent compared with July, but was still the third-highest monthly total in 2021. Until end-August, 2021 has recorded an increase of 38 per cent in the number of demolitions and confiscations compared with the equivalent period in 2020; the number of donor-funded assets demolished or confiscated more than doubled from 72 to 184. In 2021, 311 structures, or 57 per cent of all structures targeted in Area C, have been seized without, or with very short, prior notice, utilizing various military orders, effectively preventing the affected people from objecting in advance.

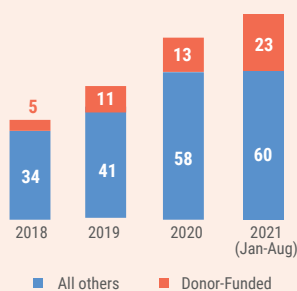
Twenty-three (23) of the demolished or seized structures in August had been provided as humanitarian aid. Four other EU-funded residential structures, at a value of about 8,000 Euros, received stop-work orders.

About 80 per cent of the people displaced were in the Jordan Valley, including 75 in Ibbiq, Al Mu'arrajat and Humsa-Al Farsheh herding communities. The levelling of segments of agricultural roads in Khirbet 'Atuf community, also in the Jordan Valley, and Battir village in Bethlehem rendered hundreds of dunums of land largely inaccessible, undermining the livelihoods of over 800 people, including farmers and their families. Also in Area C, 12 structures were demolished on the basis of Military Order 1797, which provides only a 96-hour notice and very limited grounds for legally challenging a demolition.

In East Jerusalem, nearly 100 Palestinians were displaced from their homes in August, recording the highest number of displacement in one month in East Jerusalem this year. Of the 53 homes demolished since the beginning of the year, 38 were demolished by their owners to avoid financial penalties and/or imprisonment.

STRUCTURES DEMOLISHED/SEIZED

Monthly Averages



AUGUST FIGURES

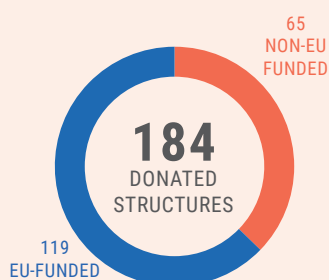
STRUCTURES TARGETED

East Jerusalem	26
Area C	92
Area B	0
Area A	0

PEOPLE IMPACTED

Displaced	191
Affected	1,402

ASSISTANCE DEMOLISHED/SEIZED IN 2021



In one such incident, a one-story building was demolished by its owners, displacing four families (15 people), in the Shu'fat neighbourhood of East Jerusalem., This followed a final decision by the Israeli High Court of Justice (HCJ), which ruled that Israeli settlers owned the land, and giving the families 20 days to leave. The Palestinian owners say they bought the land in 1952.

On 2 August, the HCJ considered an appeal request by four of the families at risk of forced eviction in the Sheikh Jarrah neighbourhood of East Jerusalem. The judges proposed a settlement that included a protected tenancy arrangement for family members. The hearing was adjourned without a decision concluded and with no date to reconvene. On 15 August, the court postponed the eviction of several other Palestinian families living in Sheikh Jarrah, pending a decision on their request to appeal the decision to evict them.

On 9 August, the Israeli Local Affairs Court granted another extension until 10 February 2022 regarding 52 demolition cases in the Al Bustan area of Silwan neighborhood in East Jerusalem that have a pending planning process with the Jerusalem Municipality. These developments notwithstanding, 15 homes in Al Bustan are still at high risk of demolition.

In the part of Al Walaja village (Bethlehem), which falls under the jurisdiction of the Jerusalem Municipality, two houses were demolished in August, raising concerns over possible imminent mass demolitions in the area. According to an OCHA field assessment conducted in August in this part of the community, 36 inhabited residential structures where 47 families reside, and nine other uninhabited structures, have pending demolition orders, mostly issued after 2015. A legal injunction has been issued which prohibits the demolition of 34 of the structures during this process, which is scheduled to be reviewed by the Israeli Supreme Court in October 2021.

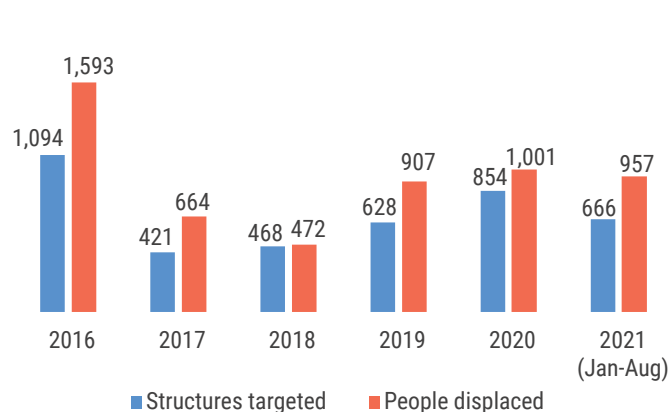
WEST BANK DEMOLITIONS / SEIZURES

	Structures demolished	People displaced*		People Affected**	
		All	Children	All	Children
East Jerusalem	26	96	52	138	104
Area C	92	95	64	1,264	302
TOTAL	118	191	116	1,402	406

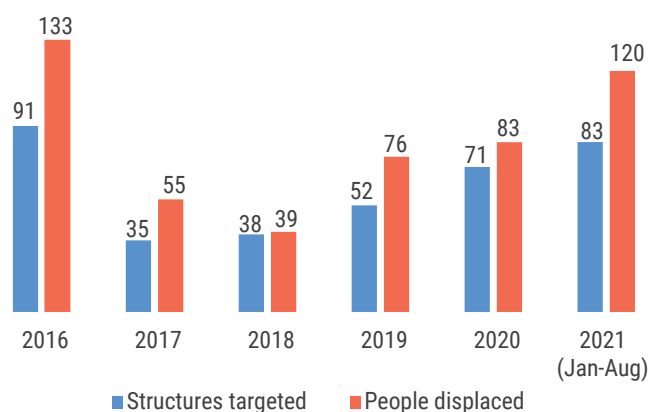
* Includes all people who had a structure used as their habitual place of residence demolished.

** Includes all people who had any of their property, other than their residence, demolished. Displaced and affected are mutually exclusive categories, i.e. people counted under the former are not included in the latter.

TOTAL STRUCTURES TARGETED AND PEOPLE DISPLACED



MONTHLY AVERAGES OF STRUCTURES TARGETED AND PEOPLE DISPLACED



DEMOLITION/SEIZURE OF DONOR-FUNDED AID STRUCTURES AUGUST 2021

Date	Community	Governorate	Type of structure	Number of structures	Type of incident	Estimated cost in Euros
24 August	Khirbet ar Rahwa	Hebron	Animal shelters	4	Demolition	-
18 August	Qaffin	Tulkarm	Residential caravan and mobile latrine	2	Demolition	6,385*
16 August	Khirbet 'Atuf	Tubas	1.5 of 3.2 km-long agricultural road	1	Demolition	16,191
11 August	Khallet Athaba'	Hebron	1 mobile latrine, 1 metal storage shed, 1 residential structure	3	Demolition	4,677
11 August	Khirbet al Fakheit	Hebron	Livelihood structures	2	Demolition	3,607
10 August	Battir	Bethlehem	0.5 of 2.3 km-long agricultural road	1	Demolition	-
5 August	Dar Fazaa	Ramallah	Water cisterns	4	Demolition	2,535
5 August	Al Mu'arrajat Central	Ramallah	Residential tents, livelihood tents	4	Seizure	3,922**
4 August	Ibziq	Tubas	Livelihood tents	2	Seizure	3,494
Total				23		40,811

* The costs include two water tanks, which are not counted as structures in OCHA's tracking system.

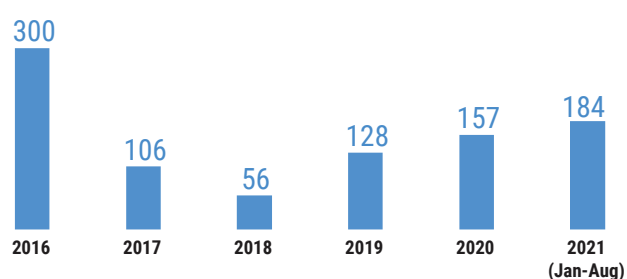
** The costs include kitchen cabinets and 50m of fencing, which are not counted as structures in OCHA's tracking system.

DEMOLITION/STOP-WORK ORDERS AFFECTING DONOR-FUNDED AID STRUCTURES AUGUST 2021

Date	Community	Governorate	Type of structure	Number of structures	Type of incident	Estimated cost in Euros
11 August	Abu George Road Bedouins - Kassarat	Jerusalem	Residential shelters	4	Stop-work order	7,965
Total				4		7,965

TARGETED DONOR-FUNDED AID STRUCTURES

TOTALS



MONTHLY AVERAGES

